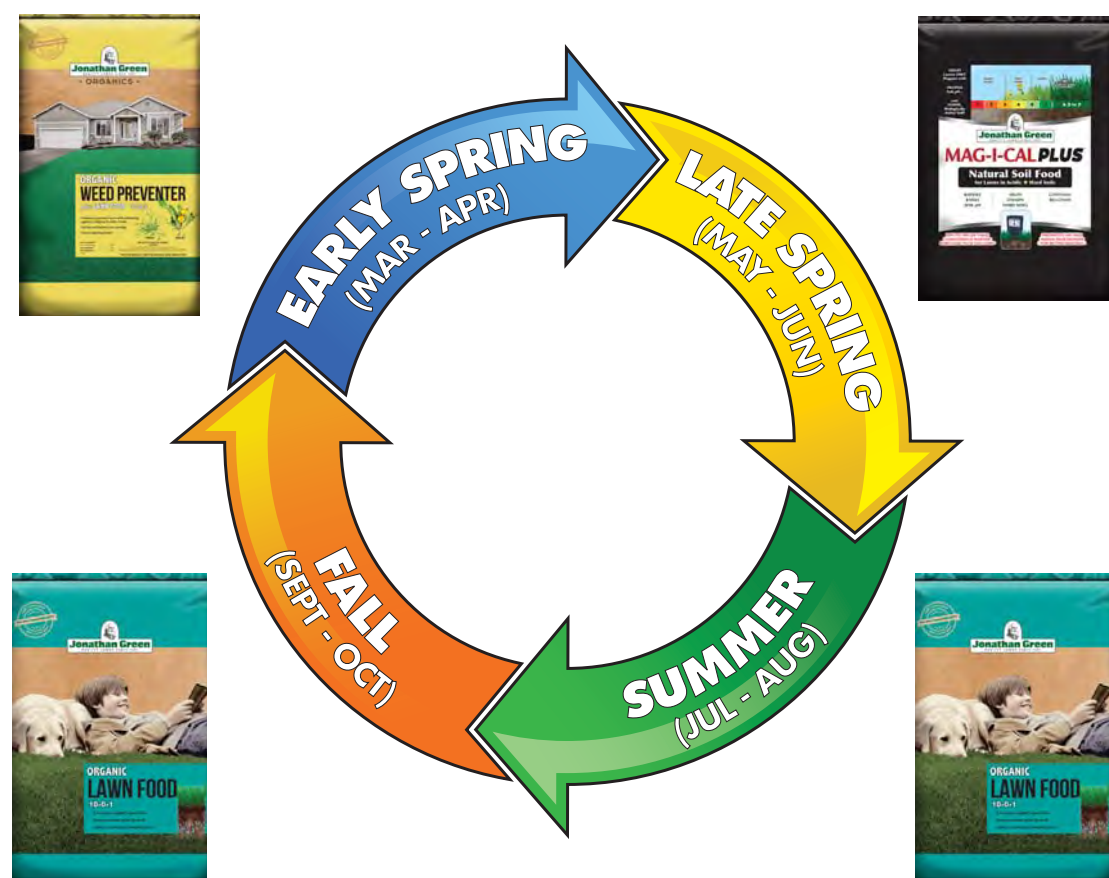


THE NEW AMERICAN LAWN

FEED YOUR LAWN
...AND YOUR SOIL!



EARLY SPRING:

Apply Organic Weed Preventer plus Lawn Food.

LATE SPRING:

Apply Mag-I-Cal Plus.

SUMMER:

Apply Organic Lawn Food.

FALL:

Apply Organic Lawn Food.

Ask for a **FREE** copy of our New American Lawn Guide or go to www.newamericanlawn.com

FEEDING YOUR LAWN WITH ORGANICS

Jonathan Green Organic Lawn Food is a complex organic lawn food that promotes grass growth. These homogenous, easy-to-spread granules, can be used on established and newly seeded lawns or when sodding. Use in spring, summer or fall.

The organic approach to lawn care takes time, be patient, since nature needs time to break down nutrients. Children and pets may re-enter lawn area after application.

WEEDS:

Weeds will naturally be choked out as the turf thickens. Use Black Beauty grass seed, follow a balanced fertilizing program and raise mowing height to 3" to provide the best defense against weeds.

GRASS CLIPPINGS:

Grass clippings contain nutrients and water that are beneficial to the lawn. Do not remove clippings unless they clump on the lawn, grass clumps can smother desirable grass. To prevent clumping of grass on the lawn, keep mower blades sharp and be sure not to cut off more than 1/3 of the grass leaf at any one time. Use of a mulching mower aids in returning clippings to the soil.

DIRECTIONS FOR USE

Jonathan Green Organic Lawn Food is ideal for use on established and newly seeded lawns and when sodding. This product can be applied to all cool season or warm season grasses. Product should be applied to a dry lawn that has been recently mowed. It is best to water product in after application for 15 minutes, however, this is not necessary. About 1 inch of water per week is sufficient between rainfall and irrigation for best lawn growth throughout the growing season.

HOW MUCH TO APPLY

ESTABLISHED LAWNS:

Apply to dry grass one 51 lb. bag per 15,000 sq. ft. according to spreader chart below. Water in if possible for 15 minutes.

NEWLY SEEDD LAWNS - THIN LAWNS-SODDING:

Apply one 51 lb. bag per 7,500 sq. ft. according to the spreader chart below. To improve results, aerate before application or applying grass seed. Water in if possible for 15 minutes.

SPREADER SETTINGS

The following settings are approximate. An accurate calculation can be made by application to 1,000 sq. ft. and adjusting spreader opening to apply 3.4 lbs. per 1,000 sq. ft. Settings are based on an average walking speed. Reduce setting for slower speed; raise setting for higher speed. Check your spreader on 250 square feet and adjust to apply at the rate of .85 lb. per 250 square feet. Sweep (do not wash) all fertilizer materials from surfaces immediately after application, because certain fertilizer ingredients can cause permanent stains. Wash out spreader after each use and allow it to dry thoroughly. Treat any exposed metal spreader areas with oil to reduce corrosion.

ROTARY SPREADERS



Jonathan Green

New American Lawn Standard
New American Lawn Deluxe & Pro
New American Hand Spreader

Chapin
Cyclone
Earthway

ACE - Greenthumb
Agway - Fertilome

Lesco

Precision Greenline (Red Devil)

Scotts Rotary

Scotts EasyGreen

Scotts Wizz

Spyker

Established
Lawns
15,000 sq. ft.

Thin or New Lawns
Seeding
7,500 sq. ft.

Apply a
second
time to the
same area
using the
rates listed
on left.

DROP SPREADERS



Central
EZ Republic
Earthway
Ames
Precision Greenline
Red Devil
Scotts Drop

Established
Lawns
15,000 sq. ft.

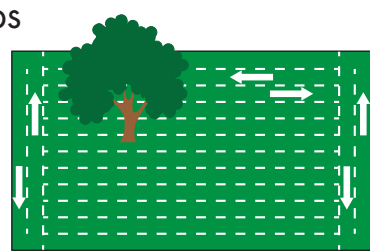
Thin or New Lawns
Seeding
7,500 sq. ft.

Apply a
second
time to the
same area
using the
rates listed
on left.

USAGE TIPS

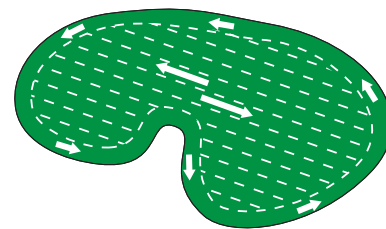
For rectangular lawns

Apply two header strips across each end for a turning area, then apply back and forth in the longest direction.



For irregular-shaped lawns

Apply a header strip around the entire lawn for a turning area, then apply back and forth.



Note: With a rotary spreader, each pass should be within 10 feet of each other to ensure an overlap.

- Do not leave spreader open when making turns.
- For best results, do not apply on a windy day.
- Swath will vary due to weather conditions, product used and walking speed.
- To determine how much coverage you need, multiply the length of your lawn by its width. This equals your total square footage. Deduct any non-lawn areas (house, gardens, walkways, etc.). One bag covers up to 15,000 sq. ft.

GUARANTEED ANALYSIS

Total Nitrogen (N)	10.00%
9.75% Water Insoluble Nitrogen*	
0.25% Other Water Soluble Nitrogen	
Soluble Potash (K ₂ O)	1.00%
Calcium (Ca)	1.00%
Sulfur (S)	1.00%
Iron (Fe)	0.10%

Derived from: Feather Meal, Soybean Meal, Blood Meal, Sulfate of Potash and Calcium Carbonate
*9.75% slowly available nitrogen from feather meal, soybean meal, blood meal

Information regarding the contents and levels of metals in this product is available on the internet at <http://www.aapfco.org/metals.html>

CAUTION

Store product in a cool, dry place out of the reach of children and pets. Do not apply near water, storm drains, or drainage ditches. Do not apply if heavy rain is expected. Apply this product only to your lawn or garden and sweep any product that lands on the driveway, sidewalk or street back onto your lawn or garden. Also, sweep fertilizer off concrete surfaces to avoid staining.

NOTICE

Seller makes no warranty, expressed or implied, concerning the use of this product other than as indicated on the label.
Buyer assumes all risk of use and/or handling if such use is contrary to label instructions.



My Pledge Of Satisfaction

We have made every effort in the formulation of this product to insure that you will be satisfied with the results. If, for any reason, you are not satisfied, please write and describe the problem. Our lawn specialists will make every effort to assure your success.

Jonathan Green

Be aware of local ordinance requirements concerning lawn fertilizer applications. "Black out" dates may limit or prohibit lawn fertilizer applications from late fall to early spring in certain areas.

In Maryland apply this product at no more than 6 lbs. per 1,000 sq. ft.



Sign up to receive timely lawn tips
www.jonathangreen.com

Distributed & Guaranteed by Jonathan Green, Inc. POB 326, Farmingdale, NJ 07727