

Jonathan Green
QUALITY LAWNS SINCE 1881

VERI-GREEN® Lawn Food

**QUICK
GREENING
FORMULA**

**FEEDS LAWNS
FOR UP TO
3 MONTHS**

**USE ON
ALL TYPES
OF GRASS**



**CONTAINS IRON FOR
MAXIMUM GREENING!**

29-0-3

FEEDING YOUR LAWN

Veri-Green Lawn Food offers outstanding performance with continuous nutrient release for up to 3 months. Veri-Green Lawn Food is not affected by excessive rainfall and will usually yield a rich-green color within 7 - 14 days after application, if weather conditions permit. Veri-Green Lawn Food can be used on all grass types. If the lawn is under stress from lack of rainfall or heat, and air temperatures are 85 degrees or higher, do not apply this product, as turf injury may occur.

DIRECTIONS FOR USE

Apply Veri-Green Lawn Food spring through fall when grass is actively growing on established lawns. Apply when grass is dry and water thoroughly after applying for best results; however, product does not require watering in. You can re-enter lawn area after product is applied.

Apply uniformly with a lawn spreader using the chart listed. Veri-Green Lawn Food will not burn the lawn when applied as directed. At the recommended rate, this product will apply 3 lb. per 1,000 square feet.

CARING FOR YOUR LAWN

Mow grass at 2-1/2 to 3-1/2 inches. Do not remove more than 1/3 of the grass blade at one time, with a sharp mower blade. Mulch clippings or leave them on the lawn if not wet or clumpy. One inch of water from rainfall and/or watering per week is usually adequate unless drought conditions exist.

GUARANTEED ANALYSIS

TOTAL NITROGEN (N)	29.00%
29% Urea Nitrogen*	
SOLUBLE POTASH (K ₂ O)	3.00%
IRON (Fe)	5.00%
0.05% water soluble iron (Fe)	

Derived from:
Polymer Coated Urea, Urea, Muriate of Potash, Ferrous Sulfate.
*11.6% slowly available urea nitrogen from polymer coated urea.

Information regarding the contents and levels of metals in this product is available on the internet at <http://www.aapfco.org/metals.html>

SPREADER SETTINGS

The following settings are approximate for applying contents of this package at a suggested rate of 3 pounds per 1,000 square feet. Settings are based on an average walking speed. Reduce setting for slower speed; raise setting for higher speed. Check your spreader on 250 square feet and adjust to apply at the rate of .75 pounds per 250 square feet. Spreader condition, rate of walk, and humidity can all vary the rate of application. Sweep (do not wash) all fertilizer materials from surfaces immediately after application, because certain fertilizer ingredients can cause staining. Wash out spreader after each use and allow it to dry thoroughly. Treat any exposed metal spreader areas with oil to reduce corrosion.

BROADCAST (ROTARY) SPREADERS

Jonathan Green	6-1/2
Standard	14
Deluxe & Pro	4
Hand Held	4
Agri-Fab	6
Chapin 81000A	6
Cyclone	5
Earthway	
ACE - Greenthumb	14
Agway - Fertilome	12/E
Lesco	4
Ortha	5
Precision (Red Devil)	6
Scotts Rotary Spreaders*	26
Scotts EasyGreen	5
Spyker	5

*Includes EdgeGuard, Elite, Standard, Basic, LawnPro & Speedy Green 1000 - 3000

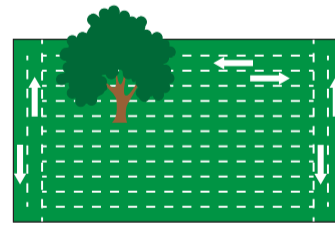
DROP SPREADERS

Central	6
EZ Republic	5
Earthway	
Ames	14
Precision Greenline	
Red Devil	4
Scotts**	7

**Includes Accugreen 1000 - 2000 & Classic

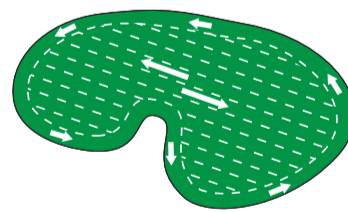
For more settings visit www.jonathangreen.com

USAGE TIPS



For rectangular lawns

Apply two header strips across each end for a turning area. Then apply back and forth in the longest direction.



For irregular-shaped lawns

Apply a header strip around the entire lawn for a turning area, then apply back and forth.

Note: Each pass should be within 10 feet of each other to ensure an overlap.

- Do not leave spreader open when making turns.
- For best results, do not apply on a windy day.
- Swath will vary due to weather conditions, product used and walking speed.
- To determine how much coverage you need, multiply the length of your lawn by its width. This equals your total square footage. Deduct any non-lawn areas (house, gardens, walkways, etc.). One bag covers up to 5,000 sq. ft.

CAUTION

Keep out of reach of children. Do not apply near water, storm drains, or drainage ditches. Do not apply if heavy rain is expected. Apply this product only to your lawn or garden and sweep any product that lands on the driveway, sidewalk or street back onto your lawn or garden. Sweep fertilizer off concrete surfaces to avoid staining.

NOTICE

Seller makes no warranty, expressed or implied, concerning the use of this product other than as indicated on the label. Buyer assumes all risk of use and/or handling if such use is contrary to label instructions.

Be aware of local ordinance requirements concerning lawn fertilizer applications. "Black out" dates may limit or prohibit lawn fertilizer applications from late fall to early spring in certain areas.


My Pledge Of Satisfaction

We have made every effort in the formulation of this product to assure that you will be satisfied with the results. If, for any reason, you are not satisfied, please write and describe the problem. Our lawn specialists will make every effort to assure your success.



Ask for a free copy of our
Lawn Care Guide.

Sign up to receive timely lawn tips
www.jonathangreen.com



Distributed & Guaranteed by: Jonathan Green, Inc. POB 326 Farmingdale, NJ 07727

26004 5/123