

# Jonathan Green

FOR THE BEST LAWN IN TOWN

WHEN SEEDING  
APPLY

**1<sup>ST</sup>**  
IN MY  
ANNUAL  
LAWN  
PROGRAM

# CRABGRASS PREVENTER

## plus NEW SEEDING LAWN FERTILIZER

10-15-10

- IT STOPS THE GRASSY WEEDS BUT ALLOWS THE NEW GRASS SEED TO SPROUT
- CONTROLS GRASSY WEEDS BEFORE THEY EMERGE (Contains Tupersan\*)
- FOR LAWN REPAIR AND ESTABLISHING NEW LAWNS FROM SEED OR SOD
- PROVIDES COMPLETE NEW SEEDING LAWN FERTILIZER WITH CONTROLLED RELEASE NITROGEN
- SAFELY SEED THE SAME DAY



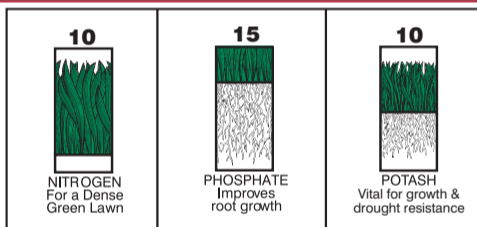
ACTIVE INGREDIENT:	
Siduron	3.5%
OTHER INGREDIENTS	96.5%
TOTAL	100.0%
*CAS No. 1982-49-6	
*Tupersan is a registered trademark of Gowan Co.	

**KEEP OUT OF REACH OF CHILDREN  
CAUTION**

SEE BACK PANEL FOR ADDITIONAL PRECAUTIONS.  
EPA REG. NO. 9198-50-50931  
EPA EST. NO. 9198-OH-1M, 9198-OH-2B, 9198-AL-001A  
Underlined letter is first letter used in run code on bag.



**CRABGRASS  
PREVENTER**  
plus NEW SEEDING LAWN FERTILIZER  
10-15-10



**My Pledge Of Satisfaction**  
We have made every effort in the formulation of this product to insure that you will be satisfied with the results. If, for any reason, you are not satisfied, please write and describe the problem. Our lawn and turf specialists will make every effort to assure your success.

Ask for a **FREE** copy of my **New American Lawn guide** or go to my website.



### 10-15-10 GUARANTEED ANALYSIS

Total Nitrogen (N)	10.00%
5.87% Ammoniacal Nitrogen	
4.13% Urea Nitrogen*	
Available Phosphate (P <sub>2</sub> O <sub>5</sub> )	15.00%
Soluble Potash (K <sub>2</sub> O)	10.00%

Plant Nutrients Derived From: Diammonium Phosphate, Urea, Potassium Chloride and Polymer Coated Sulfur Coated Urea.  
\*3.00% Slowly available Urea Nitrogen from Polymer Coated Sulfur Coated Urea

Registered and Guaranteed by The Andersons Lawn Fertilizer Division, Inc., P.O. Box 119 Maumee, OH 43537

For best results, this product should be used in conjunction with another fertilizer product.

**KEEP OUT OF REACH OF CHILDREN  
CAUTION  
PRECAUTIONARY STATEMENTS**

#### HAZARDS TO HUMANS AND DOMESTIC ANIMALS

Harmful if absorbed through skin. Causes moderate eye irritation. Avoid contact with skin, eyes or clothing. Wash thoroughly with soap and water after handling and before eating, drinking, chewing gum, or using the toilet. Remove and wash contaminated clothing before use.

#### FIRST AID

<b>IF ON SKIN OR CLOTHING:</b>	Take off contaminated clothing. Rinse skin immediately with plenty of water for 15-20 minutes. Call a poison control center or doctor for treatment advice.
<b>IF IN EYES:</b>	Hold eye open and rinse slowly and gently with water for 15-20 minutes. Remove contacts, if present, after the first 5 minutes, then continue rinsing. Call a poison control center or doctor for treatment advice.
<b>IF SWALLOWED:</b>	Call a poison control center or doctor for treatment advice. Have person sip a glass of water if able to swallow. Do not induce vomiting unless told to by a poison control center or doctor. Do not give anything by mouth to an unconscious person.
<b>IF INHALED:</b>	Move person to fresh air. If person is not breathing, call 911 or an ambulance, then give artificial respiration, preferably mouth to mouth if possible. Call a poison control center or doctor for treatment advice.

Have the product container or label with you when calling a poison control center or doctor, or going for treatment. You may also contact 1-800-757-8951 for emergency medical treatment information.

#### ENVIRONMENTAL HAZARDS

This product is toxic to fish and aquatic invertebrates. To protect the environment, do not allow pesticide to enter or run off into storm drains, drainage ditches, gutters or surface waters. Applying this product in calm weather when rain is not predicted for the next 24 hours will help to ensure that wind or rain does not blow or wash pesticide off the treatment area. Sweeping any product that lands on a driveway, sidewalk, or street, back onto the treated area of the lawn or garden will help to prevent run off to water bodies or drainage systems.

#### DIRECTIONS FOR USE

It is in violation of Federal Law to use this product in a manner inconsistent with its labeling.

Not for use on turf being grown for sale or other commercial use as sod, or for commercial seed production, or for research purposes.

#### WHEN TO APPLY

Apply **CRABGRASS PREVENTER PLUS NEW SEEDING LAWN FERTILIZER** prior to germination of weed grasses in the Spring. Precise time of application for a specific area will vary due to climate and individual cultural practices. Generally, application during February or March will give best results. Control can be expected by applications up to the time that Forsythias bloom in Spring. If in doubt, check with your Agricultural Extension Service. For newly seeded areas, apply as the last step before watering.

#### HOW TO APPLY

For best results, this product must be applied without skips or misses. Determine the correct amount for your lawn area. For freshly seeded grass apply at the rate of 2.6 to 3.3 pounds per 1,000 square feet. The best results are obtained by using the two-step procedure at the recommended half rate settings. Apply half the required amount in one direction and the other half at right angles to the first application. This procedure will minimize the chances of color streaking and erratic crabgrass control.

Use the suggested spreader settings as a guide, being sure to check the application rate at the start of each application. At least 1/2 inch of water must be provided by rainfall or watering within 3 days of treatment in order to carry the chemical into the root zone of germinating weeds.

#### RESTRICTIONS

Do not apply this product in a way that will contact any person, pet, either directly or through drift. Keep people and pets out of the area during application.

Do not allow people or pets to enter the treated area until dusts have settled. If watering-in is required after the application, do not enter or allow people or pets to enter the treated areas (except those involved in the watering) until the water-in is complete and the surface is dry.


**STORAGE AND DISPOSAL** Do not contaminate water, food or feed by storage and disposal.

**PESTICIDE STORAGE:** Keep container closed and away from food, feedstuffs and domestic water supplies.

**PESTICIDE DISPOSAL:**

If empty: Nonrefillable container. Do not reuse or refill this container. Offer for recycling, if available.

If partly filled: Call your local solid waste agency for disposal instructions. Never place unused product down any indoor or outdoor drain.



Length (Feet)  
x Width (Feet)  
= Total Square Feet  
- Non-Lawn Areas  
= Total Square Feet coverage you need

**COVERAGE:** To determine how much you need, multiply the length of your lawn by its width. This equals your total square footage. Deduct any non-lawn areas (house, gardens, etc.) One bag covers up to 5,000 sq. ft.

### SPREADER SETTINGS

**Important:** It is important to follow the directions as indicated so that injury will not occur to the lawn. Spreader settings are approximate. Differences may occur due to condition of spreader, speed at which applied, and roughness of area treated. Be sure to check spreader at the beginning of the application; adjust spreader if necessary.



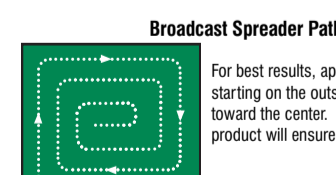
#### BROADCAST SPREADERS

	New Lawns 3 lb. rate
<b>Jonathan Green Green-Meter</b>	<b>5</b>
<b>Go-Green</b>	<b>5</b>
<b>Black Beauty Pro-Green</b>	<b>5</b>
<b>Hand Spreader</b>	<b>3</b>
Cyclone	3-1/2 to 4
EZ Republic	2 to 2-1/2
Earthway (Ames)	11 to 12
Precision Greenline (Red Devil)	5
Plantmates	11 to 12
Prizelawn CBR III & CBR IV	1
Prizelawn Lil' Foot	3
Prizelawn MPR-1	3-1/2
Quaker	3-1/2
Ortho	3
Lesco (Lettered)	D to D-1/2
Lesco (Numbered)	10 - 11
Lely	4
Jet Spred III	4
Sears	4
Scotts	
Deluxe, EdgeGuard, Standard, Basic, SpeedyGreen, Lawn Pro	3-1/2 to 4
EasyGreen	26
R8A-Pro	K
Spyker	3
Vicon	28



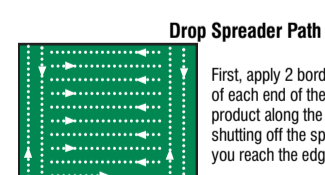
#### DROP SPREADERS

	New Lawns 3 lb. rate
<b>Jonathan Green Green-Meter</b>	<b>10</b>
Central	7
EZ Republic	5-1/2
Earthway (Ames)	13
Gandy	26
Precision Greenline (Red Devil)	1
Prizelawn	3-1/2
Quaker	4
Ortho	4
Sears	4
Scotts	
Turf Builder Classic, AccuGreen 1000-2000-3000, PF4	6



#### Broadcast Spreader Path

For best results, apply in a circular path starting on the outside and working toward the center. A little overlap of product will ensure complete coverage.



#### Drop Spreader Path

First, apply 2 border strips along the edge of each end of the lawn. Then, apply product along the length of the lawn, shutting off the spreader before turning as you reach the edge of the border strips.

#### IMPORTANT READ BEFORE USE:

Read the entire Directions for Use and the Warranty Disclaimer and Limitation of Liability before using this product. If terms are not acceptable, return the unopened product container at once. By using this product, user or Buyer accepts the following Warranty Disclaimer and Limitation of Liability:

#### WARRANTY DISCLAIMER and LIMITATIONS OF LIABILITY:

Manufacturer warrants that this product conforms to the chemical description on the label and is reasonably fit for the purposes stated on the label when used in strict accordance with the directions. Manufacturer makes NO OTHER EXPRESS OR IMPLIED WARRANTY OF MERCHANTABILITY OR FITNESS FOR A PARTICULAR PURPOSE. To the extent consistent with applicable law, it is Manufacturer's intent to LIMIT ANY LIABILITY FOR SPECIAL, CONSEQUENTIAL OR INCIDENTAL ECONOMIC DAMAGES to refund of purchase price or replacement of product, at Buyer's choice. Manufacturer DISCLAIMS ANY LIABILITY FOR COMPENSATORY OR OTHER DAMAGES ARISING OUT OF ANY USES CONTRARY TO LABEL DIRECTIONS. Use contrary to label directions is not permitted.

#### LEGAL RIGHTS:

THIS LIMITED WARRANTY GIVES YOU SPECIFIC LEGAL RIGHTS; YOU MAY HAVE OTHER RIGHTS THAT VARY FROM STATE/JURISDICTION TO STATE/JURISDICTION.

Sign up to receive timely lawn tips  
[www.jonathangreen.com](http://www.jonathangreen.com)



Distributed by: Jonathan Green, Inc. POB 326 Farmingdale, NJ 07727

JG10CPT15.3

20465 SF19

